

# ROLAND & TOBIAS GOSLAR

# LOST VALLEY

an adventure for 3-4 prospectors 10 and up with 60 minutes of free time

## GAME IDEA AND OBJECT

All prospectors start at the same small Trading Post. Little by little, they explore the unfamiliar landscape on the far side of the cliff and waterfall. When they discover promising sites, they build canals and mines in order to dig for gold. The works can be used by all diggers. The gold can be used to buy equipment that makes it easier to mine even more gold.

The game end comes soon after all of the land has been explored

or enough gold has been mined.

The player with the most gold at the end of the game is the winner.

The *Lost Valley - Game Overview* tutorial shows the features of the explored valley. **Summary sheets** with ware costs and building costs are included with the game.

## GAME CONTENTS

- 1 trading post by the waterfall
- 44 diamond-shaped landscape tiles
- 11 triangle-shaped landscape tiles
- 99 various round landscape markers
- 79 various square markers
- 20 wooden timbers
- 1 die
- 1 ice block
- 4 prospectors
- 4 inventory sheets
- 4 price and cost lists
- 1 overview (German, Engl., French)
- 3 rules inserts (Ger., Engl., French)

## GAME PREPARATION

Place the trading post at one edge of the gaming area. Separate the diamond-shaped river tiles and land tiles and the triangle-shaped land tiles, shuffle them and place each set of tiles in a separate face-down pile next to the dice, ice block and face-up triangle-shaped spring tile. Place the supply of wares, raw materials and works face-up onto the table.

Mix up the round rivergold (green), mountaingold (grey), animal and event landscape markers and place them face-down nearby.



## A PROSPECTOR'S INVENTORY

All of a prospector's possessions are stored on his inventory sheet. His inventory includes a backpack, a cart, room for gear and a bag for gold.



The **backpack**, which all players possess at the start of the game, has space for 6 raw materials. Timbers take up two spaces; food and tools take up one space each.



A **cart**, when purchased, gives a player an extra 4 spaces for raw materials.



From the beginning, prospectors have 6 spaces available for **gear**. This is where all wares and special wares are placed.



**Wares** (cart, horse, boat, rifle, axe, fishing rod, sieve, crate of dynamite) take up either one or two spaces and may be used as often as a player likes.



**Special wares** (whiskey, dried fish, stick of dynamite) take up one space and may only be used once.

If a prospector cannot store all of his raw materials and/or wares in his inventory, then, at the end of his turn, he must choose which items to discard and return to the supply.



The **gold bag** can hold as many face-down gold markers as required, each of which is worth between 1 and 4 gold nuggets.

### starting inventory

At the start of the game, each prospector receives as starting inventory: 3 tools, 1 food, 1 timber and 2 whiskeys.

## A TURN

Play proceeds in clockwise direction. A player's turn consists of movement & exploration as well as performing an action, carried out in whichever order the player prefers. A player may choose to skip any or all parts of his turn. Once the ice block is in the game, the ice test must be added to the end of each turn. The oldest prospector begins.



The inventory sheet of Gertie.




Gertie owns a cart and may load it with raw materials.



Gertie owns a boat, a horse and a face down special ware. All must be placed in her gear.



Gertie stores her gold markers in her gold bag. Once she has 10 markers, she may choose to end the game.



Gertie's starting inventory.

- A. movement & exploration
- B. performing an action
- C. ice test

## A. movement & exploration

### 1. movement



Prospectors move along tile edges, from one intersection (tile corner) to another. Tiles cannot be crossed. Movement across the river is only permitted either by boat or via the two fords near the trading post by the waterfall.

Normally, only a single prospector may be located at any intersection, but two prospectors may share an intersection that is located along the river. More than two prospectors may share the trading post.

**On foot**, a prospector may move either a) one edge length overland or b) two edge lengths along the river.



**By boat**, a prospector may move up to three edge lengths along the river and is permitted to travel along edges that cross it.

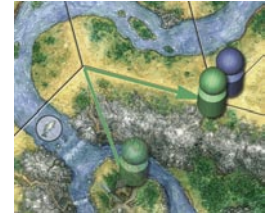


**On horseback**, a prospector may move two edge lengths either overland or along the river.

A prospector may own both a boat and a horse. However, he may not use more than a single method of transportation (i.e. on foot, by boat or on horseback) during any movement phase.



Bill moves one edge length overland on foot.



Jack moves two edge lengths along the river, using the ford.



Jack moves two edge lengths overland on horseback, passing Nellie along the way.



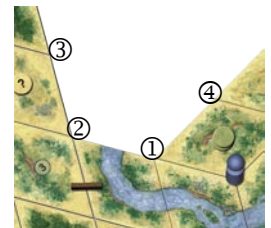
Gertie moves three edge lengths along the river by boat.

### 2. exploration

When a prospector moves to an intersection that is still partially unexplored, he must end his movement and explore the land in up to 4 steps.

#### a. diamond-shaped river tiles

If the prospector is located at an intersection that is either next to (①, ②) or one edge away from (③, ④) an unexplored section of river, then he must first explore the river. The player draws a face-down river tile and places it such that it a) lengthens the river without routing it into an existing land tile and b) is adjacent to the prospector, if possible.



If Nellie moves to ①, ②, ③ or ④ then she must first explore the river.

- a. diamond-shaped river tiles
- b. diamond-shaped land tiles
- c. triangle-shaped tiles
- d. markers



If the river tile drawn cannot be legally placed, then it is returned to the bottom of the stack. Another river tile is drawn and placed instead. If none of the remaining river tiles can be legally placed, or if no river tiles remain, then the **spring tile** is immediately placed instead.

## b. diamond-shaped land tiles

After the river has been explored, as many land tiles are drawn and placed as required to complete the intersection upon which the prospector is standing.

Once **all 32 land tiles** have been placed, the **ice block** is immediately placed onto the **spring tile**. If the spring hasn't been placed yet, then it is placed now. The spring represents the headwaters of the river. At this point, movement along the edges of the explored landscape is permitted. Any remaining tiles are discarded.

## c. triangle-shaped tiles

When placing tiles, enclosed triangular spaces can result. If the river flows out of one of these spaces (or an enclosed diamond-shaped space), then the space is immediately filled with the **spring tile**.

Otherwise, a triangular land tile is drawn and used to fill the space. Prospectors may move along the spring as if it were part of the river; digging out the mother lode located there, however, requires a mine.

## d. markers

If any **symbols** appear on the placed tiles, then markers are placed.

**3** The appropriate number of **green rivergold markers** are placed face-down onto **green circles**. On river tiles, the markers must be placed onto the riverside with the symbol.

**4** The appropriate number of **grey mountaingold markers** are placed face-down onto **grey circles**.

An **animal marker** is placed face-down onto **animal circles**.

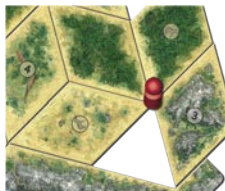
**?** The appropriate number of **event markers** are placed face-down onto **question mark circles**.



*Nellie has ridden to ④ and placed two river tiles. She must now place a land tile to complete the intersection.*



*Gertie moves on foot and encounters unexplored terrain.*



*Gertie draws two land tiles: a forest and a mountain. In placing these tiles, a triangular unexplored space is created.*



*Gertie draws and places a moonshine still, where she can buy a bottle of whiskey for any two raw materials.*



*To finish, Gertie places one animal, three mountaingold and two event markers onto the matching symbols, which appeared on the placed tiles.*

## B. performing an action

A prospector may only perform one possible action during his turn. The action may be performed either before or after, but not during, movement.

### 1. mine gold

A prospector may exchange a food marker for a **green rivergold marker** on an adjacent tile (tundra, lake or riverside) as long as water is present at the tile. There is, naturally, always water available along the river or at a lake; tundra must first be connected to a lake or river tile with a **canal** (see 6. *build works*).

If the prospector owns a **sieve**, then he may take two green rivergold markers instead.

A prospector may exchange a food marker and a timber for a **grey mountaingold marker** on an adjacent mountain or the spring tile provided that a **mine** (see 6.) was built there earlier.

If the prospector owns **dynamite**, then he may take two grey mountaingold markers instead.

**Summary sheets with gold costs are included with the game.**

### 2. experience an event

A prospector may spend any two raw materials to take an event marker from an adjacent tile. To do this on a triangular tile, he secretly looks at the markers and chooses one:

**Gold** is placed face-down onto the gold bag.

**Wares** are added to the gear area and used as usual.

**Special wares** are placed face-down onto a gear space. They may only be used once before being discarded. Types of special wares include:

**Dried fish** may be traded in for four food markers.

**Dynamite** permits a prospector to mine two grey mountaingold markers at once.

1. mine gold
2. experience an event
3. catch a fish
4. hunt an animal
5. cut down a tree
6. build works
7. purchase wares



*Nellie moves to the river. She spends one food marker and takes the green rivergold marker from her riverside.*




*Jack spends one food marker and, because he has a sieve, takes not one but two rivergold markers from the tundra (which is connected by canal to the river and therefore has water available).*




*Bill spends a food marker and a timber and takes a mountaingold marker from the mountain with the mine.*




*Gertie moves to the sea and spends two timbers to look at the event markers. She chooses the whiskey, uses it immediately, and moves again.*


 **Whiskey** permits either a second movement or second action phase. Only one whiskey may be used per turn.


### 3. catch a fish


 Prospectors may use a **fishing rod** or a fish trap to catch one fish in the river or in lakes. They may also catch one fish without any equipment at tiles marked with a **fish symbol**.


 The effects of the fishing rod, fish trap and fish symbol are cumulative, allowing up to three fish to be caught in a single turn. For each fish a food marker is placed into the backpack.

### 4. hunt an animal


 Prospectors may hunt animals located on adjacent tiles. Hunting is performed as follows:


 The player rolls the **die**; an opponent rolls for the animal. If the player rolls a higher number than the opponent, then the animal is dead. The animal marker is removed from the board and the player takes, depending on the type of animal slain, between 1 and 4 food markers.

 If the prospector possesses a **rifle**, then he adds 3 to his die roll.

 The **bear cave** is the only location where a new animal marker is placed after each successful hunt.

### 5. cut down a tree


 A prospector may cut down a tree in an adjacent forest and take one timber from the supply.

 If he is at a **sawmill** or if he possesses an **axe**, then he takes two timbers instead. He takes three timbers if he owns an axe and is also at a sawmill.

### 6. build works

A prospector may build certain types of works either at an intersection or within an adjacent tile. Works may be used by any prospector, regardless of who built them:

 Building a **fish trap** at a river or lake intersection costs one tool.

 Building a **sawmill** at a forest intersection costs one tool.

Only one work may be built at any intersection.



*Bill uses a **fish trap** next to a tile with a **fish symbol** and takes two food markers. Jack uses only his **fishing rod** and takes one food marker.*




*Bill hunts and rolls a 3. Nellie, rolling for the animal, rolls a 4. Because Bill has a **rifle**, his total is 6, and he kills the animal. Because it was a deer, he takes three food.*




*Jack owns a **boat** and an **axe**. He moves to the **sawmill** and he takes three timbers from the supply.*





*Jack uses a tool to build a **fish trap** and then uses his **boat** to move across the river. He then drinks a **whiskey** and uses another tool to build a **sawmill**.*

 Building a **canal** to provide water to a tundra or forest tile costs one timber. The timber is placed across the edge separating the two tiles. Mountain tiles cannot have canals built on them.

 Building a **mine** on a mountain tile costs 1 tool, 1 food and 1 timber.

### 7. purchase wares

 Prospectors may purchase as many wares as they can afford at a trading post, provided that the items are in stock. Wares are paid for with gold nuggets. No change is given if a prospector overpays.

 If an „X“ is a component of an item's price, then it can be paid by either one nugget, one raw material or one ware.

**Summary sheets** with ware costs and building costs are included with the game.

### C. ice test

Once the **ice block** is in the game (see exploration), players must roll the **die** at the end of their turns. If a 5 or 6 is rolled, then the ice block moves one river tile downstream towards the waterfall.



*Jack uses a timber from his backpack and builds a **canal**. Gertie uses a tool, a food and a timber to build a **mine**.*



*Bill moves to the **trading post** at the waterfall and pays 9 gold nuggets and a timber for a crate of dynamite, two whiskeys and a horse.*

### GAME END AND WINNER

The game ends immediately if:

- the **ice block** moves onto the waterfall by the trading post, or
- a prospector arrives at the trading post by the waterfall with at least **10 gold markers** and announces the end of the game.

The **winner** is the player with the **most gold nuggets in his gold bag** at the end of the game.

© 2004 **Kronberger Spiele**  
Roland & Tobias Goslar GbR  
All rights reserved

distribution **Heidelberger Spieleverlag**  
www.heidelberger-spieleverlag.de

graphics Harald Lieske, Felix Scheinberger (cover)  
translation Patrick Korner  
contact Goslar, Wendelinsweg 2  
D-61476 Kronberg  
info@kronberger-spiele.de  
www.kronberger-spiele.de



*Gertie moves to the trading post with 11 gold markers. Her nugget total is 25. Jack possesses 8 gold markers. His nugget total is 30 and he wins the game.*

